

**Shintani Wado Kai
Karate Federation**



**JUDGING/TRAINING
MANUAL**

Version 1.8
FEBRUARY 2021

PHASE 1

SWKKF INTELLECTUAL PROPERTY

Copyright, patent rights and all other intellectual property rights in anything first conceived, developed or reduced to practice by the Employee or Volunteer in the performance of their work while employed with or a member of The SWKKF shall vest in the Employee or Volunteer. The Employee or Volunteer hereby grants to The SWKKF a non-exclusive, irrevocable, worldwide, fully paid and royalty-free license to use copy or translate the Work for professional purposes. If the member volunteer leaves or Employee is dismissed or chooses to terminate their employment or membership with The SWKKF, The SWKKF retains rights to these of the works without reservation or exception.

DOCUMENT VERSION HISTORY

DATE	VERSION	EXPLANATION
October 2014	1.0	Beginning of standardized version numbers – Senate meeting June 2014
March 2015	1.1	Senate review and change request implemented
April 2015	1.2	Additional changes required to be in compliance with tournament rules
May 2015	1.3	Changes required as result of committee meeting – April 2015
July 2015	1.4	Changes required as result of committee meeting – July 2015
August 2016	1.5	Changes required in some terminology and update to tournament rules
January 2017	1.6	Minor corrections
May 2019	1.7	Streamlined document with Tournament Rules and Regulations
February 2021	1.8	Changes required as result of committee meeting —January 2021

TABLE OF CONTENTS

SWKKF Intellectual Property	2
Document Version History	3
Table Of Contents.....	4
Purpose	5
SWKKF Judging Training Committee Mandate	5
Certification Chart.....	6
Certification Guidelines – Table Worker	7
Certification Guidelines – Corner Judge	8
Corner Judge Certification Completion	8
Corner Judge Non - Compliance Disclaimer	8
Certification Guidelines – Centre Referee	9
Centre Referee Certification Completion	9
Centre Referee Non - Compliance Disclaimer	9
Table Worker Training Section	10
Table Worker Scorekeepers / Timekeepers Duties / Checklist	11
Table of Suggested Terminology	12
Judges – Line Up Beginning Of Event.....	13
Kata – Ring Layout	14
Kumite – Ring Layout	15
Kumite – Movement In Ring Of Centre Referee (Control Of Match)	16
Definition And Structure Of Meetings (“Kaigi”)	17
Kata Score Sheet - Example	18
Corner Judge Section	19
General Duties And Responsibilities	20
Corner Judges - Specifics.....	21
Kumite Protocol	22
Corner Judge – Kata Section	23
Corner Judge – Kumite Section	26
Centre Referee Training Section	33
Centre Referee Training Section - Introduction	34
Protocol - Beginning Of Event	35
General Responsibilities	35
Centre Referee – Specifics For Kumite	37
Kumite Protocol	37
Protocol - End Of Event	38
Centre Referee Training Section.....	39
Adjudicator Section	50
Criteria For Adjudicator	51
Paperwork	52
Supporting Documentation.....	52
Notes	53

PURPOSE

The purpose of this training manual:

- A. Train our population in the standardized procedures of the ring.
- B. To create a controlled atmosphere within the ring regarding policies and decisions.
- C. To conduct ourselves professionally within the guidelines of the structure.
- D. To be clear and concise in our verbal calls and physical indications.



Special thanks to all Black Belts that have contributed to the content of this training manual. This manual is to be considered the reference book for qualification and certification of Table Workers, Corner Judges and Centre Referees within the SWKKF

SWKKF JUDGING TRAINING COMMITTEE MANDATE

MANDATE PHASE 1: The committee members will provide knowledge and advice in a constructive manner to train registered members of the SWKKF in the standardized procedures for Table Work, Corner Judges and Centre Referee protocols.

MANDATE PHASE 2: The committee members will work with the Tournament Rules Committee to identify and develop teaching tools and a training program for registered members of the SWKKF in the standardized procedures for certified Judges and Referees to consistently and accurately identify calls in the tournament ring.

CERTIFICATION CHART

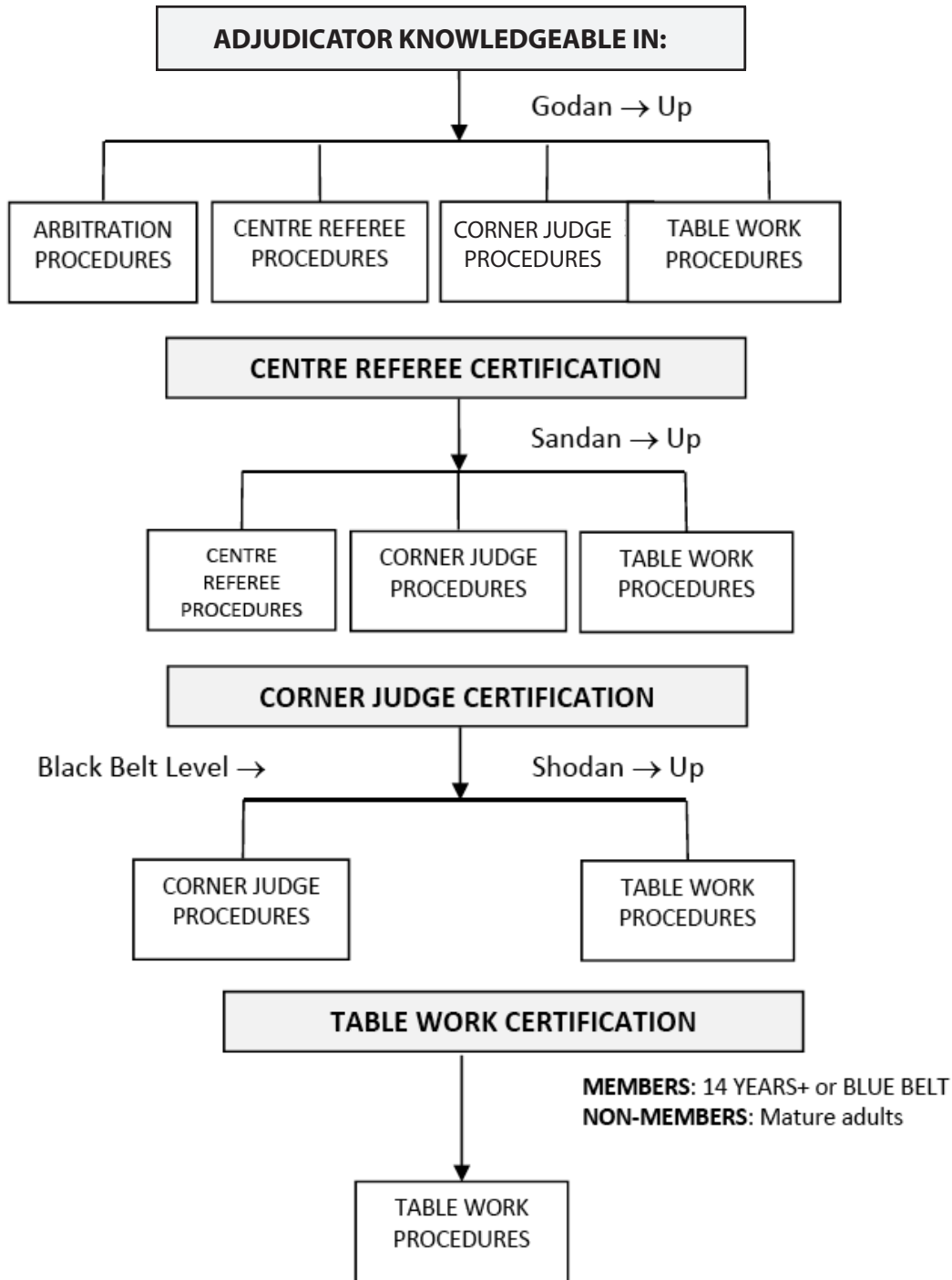


TABLE WORKER CERTIFICATION

1. **MEMBERS:** age 14 years minimum or blue belt.
2. **NON-MEMBERS:** Mature adults.
3. Complete an online webinar at www.shintani.ca/judging.html/
4. Complete the online test after the webinar with a passing grade of 65%.

CORNER JUDGE CERTIFICATION

1. To complete the **TABLE WORKER CERTIFICATION** webinar with a passing grade.
2. To be a minimum of **SHODAN** in rank. All registered black belts in good standing are allowed to participate at this level.
3. Completion of a SWKKF sanctioned **CORNER JUDGE CERTIFICATION** training seminar.
4. Completion date of a **CERTIFICATE OF COMPLETION – CORNER JUDGE** training session to be recorded in the participants SWKKF passbook.



Completion of the Corner Judge training session will give the participant a **CERTIFICATE OF CERTIFICATION – CORNER JUDGE**.

TRAINING SESSIONS

- a. Training sessions must be SWKKF Sanctioned. This process also includes Regional, Provincial or National Tournament Adjudicator approval.
- b. Training sessions are to follow the guidelines put forth by this manual.

CORNER JUDGE CERTIFICATION COMPLETION

CORNER JUDGE CERTIFICATION application will record:

- a. Name
- b. Rank
- c. SWKKF Passbook number
- d. Date of completion of **CORNER JUDGE CERTIFICATION** training session

CORNER JUDGE NON-COMPLIANCE DISCLAIMER

If a Corner Judge is not meeting the standards set forth by the **CORNER JUDGE CERTIFICATION** guidelines:

1. Tournament host will submit a written report to the regional, national or provincial Tournament Adjudicator.
2. Report will be reviewed by the Adjudicator and SWKKF President.
3. If action is required, the Adjudicator, through the President of the SWKKF will:
 - a. Request retraining
 - b. Revoke certification until training has been taken again
4. Appeal process will be completed through the Secretary General of the SWKKF

CENTRE REFEREE CERTIFICATION

1. To complete the **TABLE WORKER CERTIFICATION** webinar with a passing grade.
2. To complete the **CORNER JUDGE CERTIFICATION** with a passing grade.
3. To be a minimum of **SANDAN** in rank.
4. To complete a sanctioned **SWKKF CENTRE REFEREE CERTIFICATION** referee training session.
5. Record the completion date of the **CERTIFICATE OF COMPLETION CENTRE REFEREE** training session in the participants SWKKF passbook.



Completion of the Centre Referee CERTIFICATION training session will give the participant a **CERTIFICATE OF CERTIFICATION – CENTRE REFEREE**.

TRAINING SESSIONS

- a. Training sessions must be SWKKF sanctioned. This process also includes Regional, Provincial or National Tournament Adjudicator approval
- b. Training sessions are to follow the guidelines put forth by this manual

CENTRE REFEREE CERTIFICATION COMPLETION

Complete the **CENTRE REFEREE CERTIFICATION** application will record:

- a. Name
- b. Rank
- c. SWKKF Passbook number
- d. Date of completion of **CENTRE REFEREE CERTIFICATION** training session

CENTRE REFEREE NON-COMPLIANCE DISCLAIMER

If a Centre Referee is not meeting the standards set forth by the **CENTRE REFEREE CERTIFICATION** guidelines:

1. Tournament host will submit a written report to the Regional, National or Provincial Tournament Adjudicator.
2. Report will be reviewed by the Adjudicator and SWKKF President.
3. If action is required, the Adjudicator, through the president of the SWKKF will:
 - a. Request retraining
 - b. Revoke certification until training has been taken again
4. Appeal process will be completed through the Secretary General of the SWKKF.



TABLE WORKER TRAINING SECTION

TABLE WORKER SCOREKEEPERS / TIMEKEEPERS DUTIES / CHECKLIST

1. People to be trained:
 - Members age 14 years minimum
 - Non-members to be mature adults
2. Duties to be performed:
 - a. Equipment to be verified as needed at table:
 - Sanctioned SWKKF Tournament rules
 - Kata list for the tournament
 - Tournament info – including instructions for medals and extra events
 - Flags
 - Red sash
 - Point markers/warning markers
 - Draw sheets – kata, kumite, other
 - List of competitors
 - Calculator
 - Stopwatch
 - Pencils, pens, etc.
 - Kata point indicators for judges
 - General sparring equipment as per the sanctioned SWKKF Tournament Rules and Regulations
 - Medals/trophies
 - First aid supplies as required
 - b. Verify attendance and which competitors are participating in kata and kumite.
 - c. To keep accurate scores for kata competition.
 - d. To keep accurate scores and time in kumite competition.
 - e. To record official points/warnings in kumite competition.
 - f. To record placements for medals/trophies and head table records.
 - g. To notify Centre Referee when ring is ready to start.
 - h. When recording scores/marks, start with Centre Referee and continue going clockwise.
 - i. Warnings must be accurately recorded for 1st, 2nd and 3rd infractions which will lead to the loss of match.
 - j. Indicate disqualifications on kumite forms as follows:
 - D.C. Disqualification for contact.
 - D.M. Disqualification for misconduct.
 - L.M. Loss of match for warnings.
 - k. Scorekeeper announcer does not call names or “on deck” until previous competitor bows to exit ring.
 - l. Score table will call out scores once clearly so judges can hear.
 - m. Recording Scorekeeper is to fill out kata and kumite draw sheets completely.

NOTE:

No unauthorized electronic devices allowed at table or ring. Water only at table. No food. Dedicated stop watches and calculators should be made available.


TABLE WORKER - TERMINOLOGY

FOR TABLE SECTION
FAMILIARIZATION WITH THE FOLLOWING TERMINOLOGY IS SUGGESTED

ENGLISH	JAPANESE
RED	AKA
WHITE	SHIRO
POINT	IPPON
WINNER	NO KACHI
NO POINT	TORANAI
OFFICIAL WARNING	CHUI
DISQUALIFICATION	HANSOKU MAKE
CONTACT	ATTATE IRU
WARNING WITH POINT PENALTY	HANSOKU CHUI
<i>JUDGES - CALL</i>	<i>JUDGES - HANTEI</i>
CONTINUE	HAJIME
BEGIN	HAJIME
STOP	YAME
GET READY	JUNBI
TIED MATCH	TIE MADE
FORFEIT OF MATCH	KIKEN
TURN AND KNEEL	MAWARI SEIZA

JUDGES – LINE UP BEGINNING OF EVENT

DIAGRAM 1



Judges line up the following order, then seated in the following order:

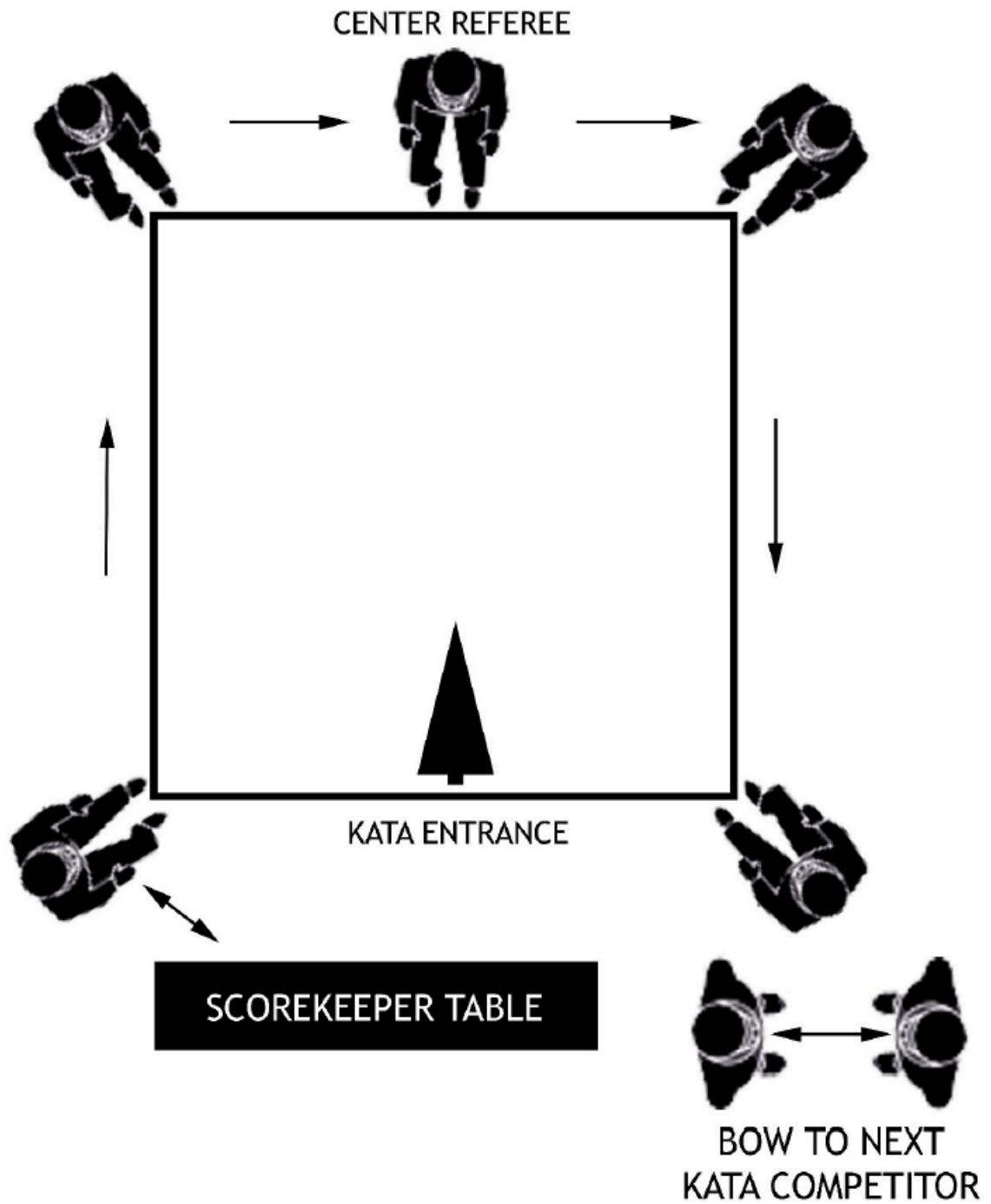
- C** – Centre Referee
- 1** – Highest rank (not including Centre Referee)
- 2** – Next highest rank from 1 position
- 3** – Next highest rank from 2 position
- 4** – Next highest rank from 3 position



The intent of this seating arrangement is to disperse judging experience.

KATA – RING LAYOUT

DIAGRAM 2



Scores are read starting with Centre Referee and continue going clockwise.

KUMITE – RING LAYOUT

DIAGRAM 3

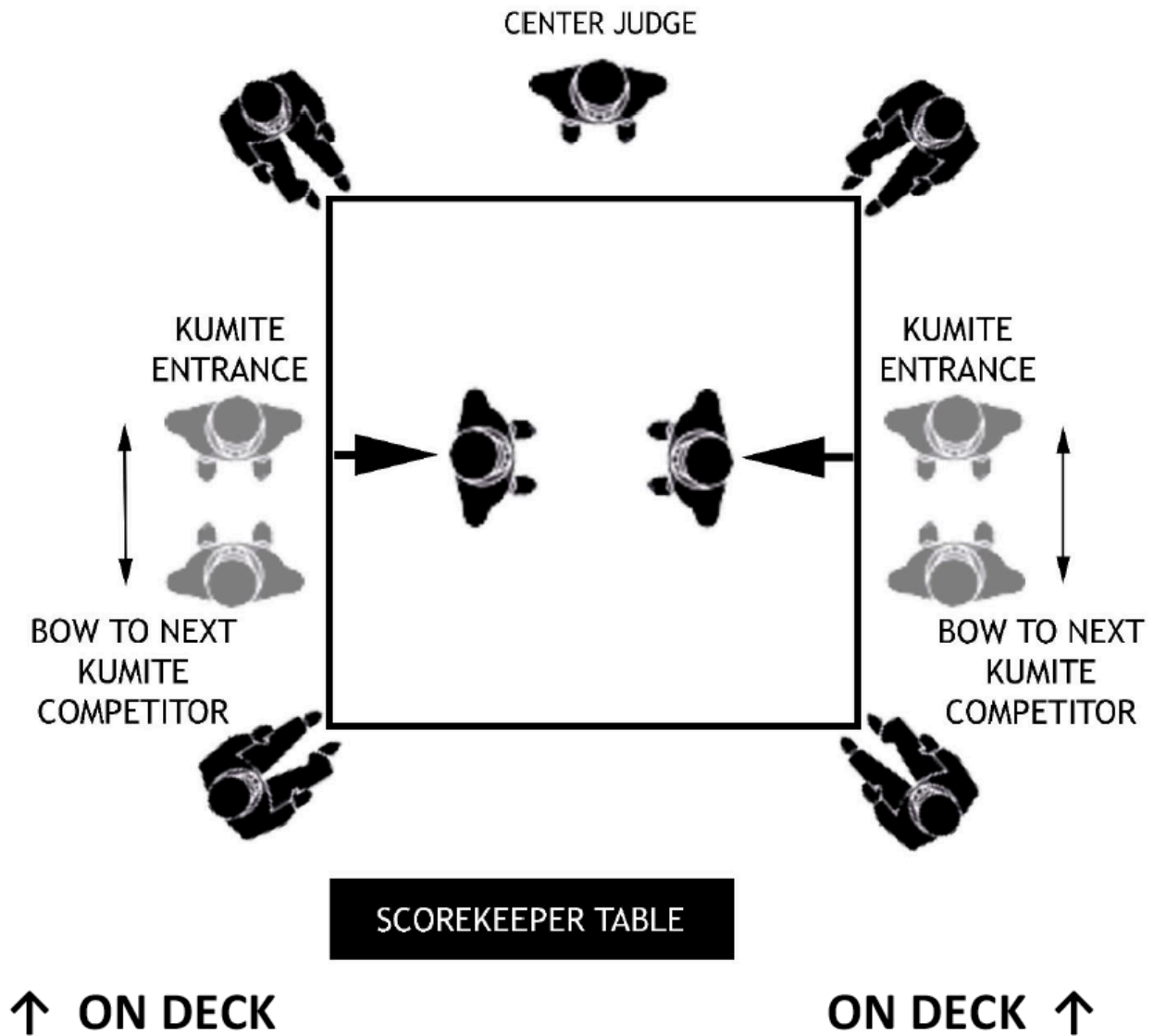


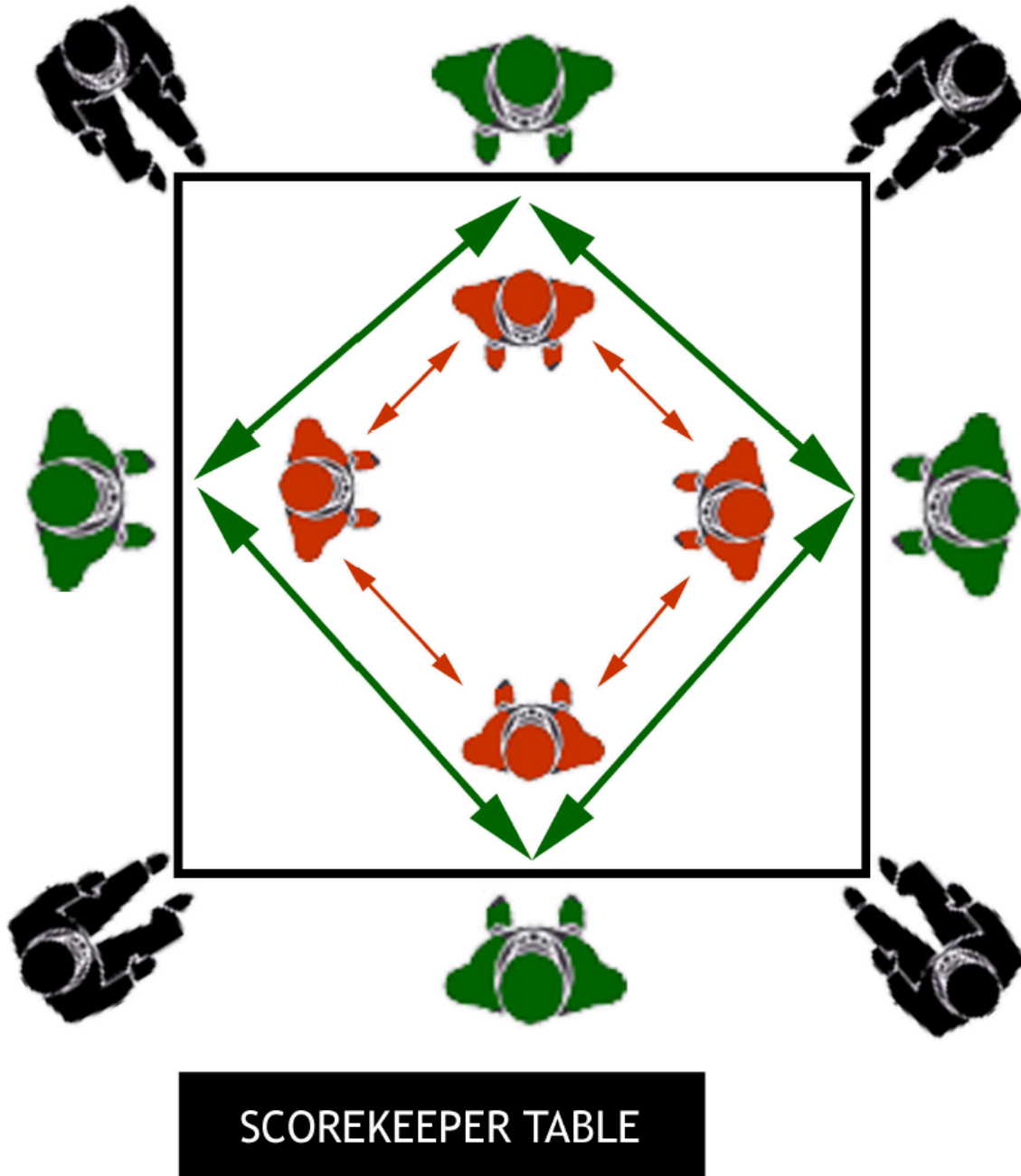
Table Worker to be attentive to flag calls and score according to Centre Referee's directions.



Completion of quiz is required.

KUMITE – MOVEMENT IN RING OF CENTRE REFEREE (CONTROL OF MATCH)

DIAGRAM 4



Centre Referee should use a diamond shape to move around the ring, being careful not to obstruct the view of the Corner Judges. The diamond shape can become tighter for more aggressive matches.



Judges are to respect the ring at all times (dojo etiquette applies). Corner Judge will also bow before being seated at the request of the Centre Referee.

DEFINITION AND STRUCTURE OF MEETINGS (“KAIGI”)

Meeting is defined as a gathering of the judges in a designated area. Meeting location – this is to be in front of the Centre Referee’s position inside the rings; see diagram **KUMITE – MOVEMENT IN RING OF CENTRE REFEREE (CONTROL OF MATCH)**

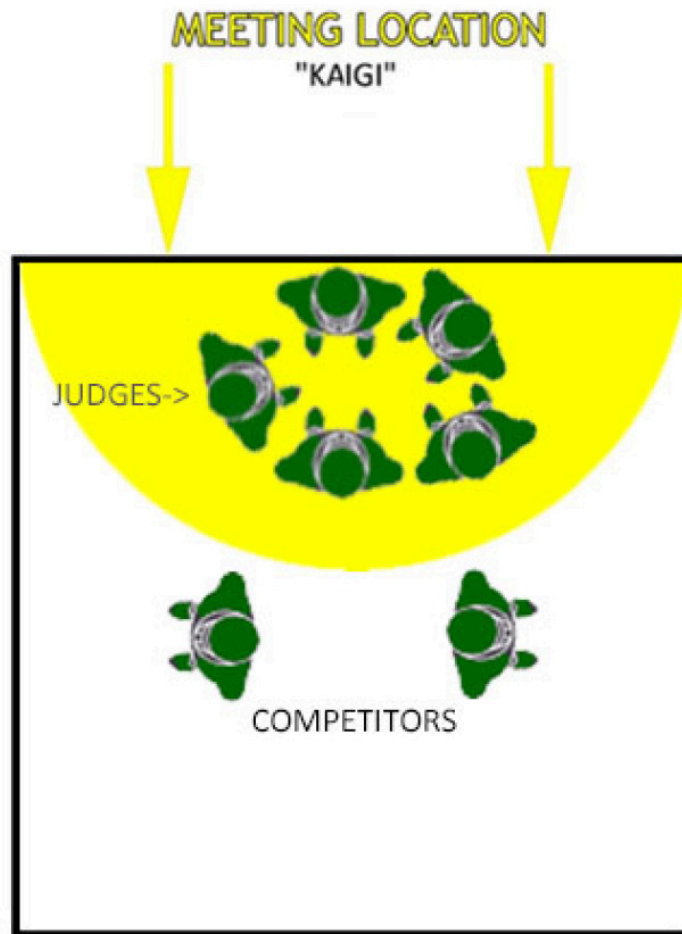
Meetings can be requested by any Judge (both Centre and Corner) at any stoppage point.

Reasons for calling a meeting would include:

- a) Clarification of calls.
- b) Competitor safety.

Centre Referee will ask for an official declaration of call **AFTER** the meeting.

DIAGRAM 5



If a meeting of Judges is to be called (kaigi), all 5 Judges are to move to the location endpoint as shown on the diagram. For kata have the competitor move to the back of the ring (furthest from the meeting location) and stay inside the ring. Stand in natural stance for the duration of the meeting. Once the meeting is complete return to the desired position in the ring. For kumite competitors are to wait in a kneeling or standing position facing away from one another.

KATA SCORE SHEET - EXAMPLE



SHINTANI WADO KAI KARATE FEDERATION

KARATE TOURNAMENT – KATA SHEET

____ Mandatory Kata

____ Open Kata

Kata	Kumite	Instructor	Name	#1	#2	#3	#4	#5	High/Low	Total

Write each Judges' name in the column to the right



Table People Names:
1. _____

2. _____



CORNER JUDGE SECTION

GENERAL DUTIES AND RESPONSIBILITIES

1. Pay attention to competitor(s) at all times during their presentation of kata or kumite.
2. Be mindful of the ring boundaries to ensure competitors and/or spectators do not enter the ring inadvertently at any time.
3. Judge fairly and without favoritism.
4. Judge based on what you see and based on your knowledge. If you do not know the kata, judge it based on technique, form, power and speed.
5. Assist as required by Centre Referee - example, "on deck" participants in proper location. Table help as required, proper dress code - for example, no jewelry.
6. No unnecessary talking.
7. No food or unauthorized electronic devices allowed at Table or Ring. Water accepted.
8. When vacating the ring at division's end, Judges are to place flags and scorecards on chairs.
9. Have clear understanding of **POLICY #4 - SWKKF Tournament Rules**.
10. Know the terminology as it relates to kata and kumite.



Judges are to respect the ring at all times (dojo etiquette applies). Corner Judge will also bow before being seated at the request of the Centre Referee.

CORNER JUDGES - SPECIFICS

KATA

1. Utilize the different kata scoring ranges:
 - Kyu belt juniors: 6–7 (average 6.5)
 - Kyu belt adults range: 7–8 (average 7.5)
 - Black belt (**yudansha**) range: 8–9 (average 8.5)
2. Make sure the “on deck” competitor is in the proper spot. See diagram “Kata – Ring Layout”.
3. During the kata performance, ensure scorecards are held in one hand (left or right) resting on the thigh. Judges need to sit upright in their chair (not slouching) with feet flat on the floor.
4. Wait until the competitor has completed the kata with a bow before moving scorecards.
5. Move the scorecards to the centre of the chest to signal the Centre Referee that you are ready to present. Centre Referee will only call “**Judges – Hantei**” when **ALL** judges are ready to present.
6. Show scores to table without hesitation when verbally required by Centre Referee.
7. Rotate scorecards for audience observation once all scores have been recorded.
8. After rotation of scores for the audience **ALL** judges lower scorecards simultaneously.
9. If a case occurs where a judge raises an incorrect score or an error occurs, the Corner Judge is to call “**Kaigi**” (meeting).
10. Judges should not be replaced during the kata event.

KUMITE

1. Red flag is to be in hand closest to red competitor.
NOTE: Centre Referee will designate red competitor to their right.
2. Hold flags in neutral position on mid-thigh slightly angled to outside 45°. Return to above position after a call.
3. Know the different flag calls positions.
4. Make sure “on deck” competitors are in the proper spots. Help the younger students when needed.
5. Make sure the table people turn the scores and warnings to zero after every match.
6. Call what you see, not what you think you saw or heard.
7. **NOTE:** Be considerate of the amount of time spent in a **kneeling seiza**. Allow competitor to stand in **natural stance** if the timeout is prolonged
8. Indicate as per section “Corner Judge – Flag Positions”.
9. To signal a call, cross flags together in front of body. Ensure they make a clicking sound to alert the Centre Referee.

KUMITE PROTOCOL

1. **DISQUALIFICATION:** large circle-red or white-high at 45 degrees above head.
2. **WARNINGS:** small circle-red or white-low at 45 degrees towards floor.
3. **CLASHING:** flags centred-pushed to centre to overlap.
4. **CANNOT SEE:** flags in front of face, crossed.
5. When Centre Referee stops the match ("**yame**"), flags are crossed at the chest. When the Centre Referee calls for indication ("**Judges – hantei**"), point flag indicating decision. The other stays at the chest position (does not move).
6. If a double-call is required (**one for each opponent**) they must be clearly indicated simultaneously. The only double-call not allowed are points (ippon) for both competitors.
7. Point indication red or white flag straight out to side.
8. A "No Call" is indicated by holding the flags in a crossed position on the chest.
9. **TO INDICATE A WARNING** the Corner Judge shall do so by holding the appropriate flag towards the floor at arm's length while clearly rotating the flag in a circular motion.
10. **TO INDICATE A DISQUALIFICATION** the Corner Judge shall do so by holding the appropriate flag at arm's length above shoulder height while clearly rotating the flag in a circular motion.
11. Corner Judge shall indicate a competitor is out of the ring by pointing their flag towards the floor. Do not tap the floor. Tapping the floor gives an advantage to a competitor which is not fair.
12. Should clarification be needed on any call by the Centre Referee, the Centre Referee will stop time and proceed with clarification (e.g. Ask Corner Judge(s) or call meeting "**kaigi**").

CORNER JUDGE – KATA SECTION

The next set of illustrations is for both Corner Judges and Centre Referee for the kata portion of the tournament. All scorecard positions are identical.

“Flip cards” are used in these illustrations. Other forms of score cards are used in the same way.



READY
“JUNBI”



SCORES READY
“JUNBI”

This position indicates to the Centre Referee you have established a kata score and are ready to display.

JUDGES - CALL
“JUDGES - HANTEI”

This position is executed when Centre Referee indicates scores for kata be displayed.



JUDGES - CALL
“JUDGES - HANTEI”

Rotate scorecards after score is read by Table Worker. This is done so all can properly see score indicated.



MEETING
“KAIGI”

CORNER JUDGE – KUMITE SECTION

The next set of illustrations is for Corner Judges during kumite events.



READY
"JUNBI"

WARNING RED
"AKA CHUI"

Circular motion with flag



WARNING WHITE
"SHIRO CHUI"

Circular motion with flag



**COULD NOT SEE
"MIENAI"**



POINT RED
"AKA IPPON"

POINT WHITE
"SHIRO IPPON"



**DISQUALIFICATION
RED
“AKA HANSOKU
MAKE”**

**Large circular motion
with flag**



**DISQUALIFICATION
WHITE
“SHIRO HANSOKU
MAKE”**

**Large circular motion
with flag**



NO POINT
“TORANAI”

CLASH
“AIUCHI”

**Flags centred - pushed to
centre to overlap**



OUT OF BOUNDS
“JOGAI”

Indicate to corresponding side where opponent is out of bounds.

Flag use is based on side of ring in which opponent is out of bounds.



MEETING
“KAIGI”

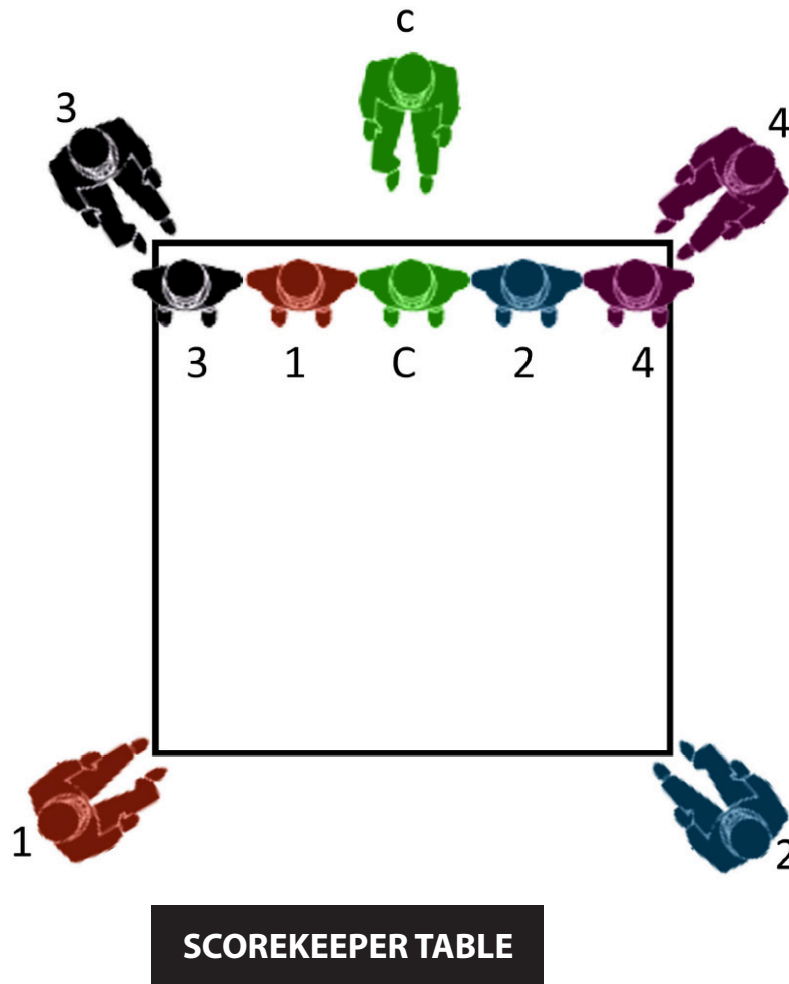


CENTRE REFEREE TRAINING SECTION

CENTRE REFEREE TRAINING SECTION - INTRODUCTION

Prior to beginning a match and at the end of a match, the Centre Referee will position themselves at the inside edge of the ring across from the scorekeeping table.

DIAGRAM 1



Judges line up the following order, then seated in the following order:

- C** – Centre Referee
- 1** – Highest rank (not including Centre Referee)
- 2** – Next highest rank from 1 position
- 3** – Next highest rank from 2 position
- 4** – Next highest rank from 3 position



The intent of this seating arrangement is to disperse judging experience.

PROTOCOL - BEGINNING OF EVENT



The Centre Referee will ensure the judges line up according to rank as per Diagram 1.

1. Centre Referee announces “line-up” for competitors.
2. Centre Referee will welcome competitors and give pertinent instructions as per tournament specifics.
3. Judges will be seated as per Diagram 1.



Centre Referee will bow to Corner Judges before they are seated.

GENERAL RESPONSIBILITIES

1. Voice clear and decisive, without shouting and bringing attention to yourself.
2. Centre Referee will identify competitors to the Table Workers.
3. Position yourself in a manner which instills authority and control.
4. Be confident in your hand calls, terminology, and mannerisms.
5. Be clear in your explanations.
5. Know what you are going to call before you call.
7. Centre Referee will make a visual assessment of competitors after any call for illegal technique.



The Centre Referee is in charge of the tempo of each match. The tempo should be allowed to flow as quickly as possible taking safety into consideration. The Centre Referee should be able to visually scan the flags quickly and accurately at a glance if they are making their call from the inside/outside edge of the designated ring area. The Centre Referee should only intervene between the two competitors if verbal control is not working and safety of the competitors is at risk.



Ensure competitors are either sitting or standing in the designated area (juniors should be sitting).

KATA

1. Utilize the different kata scoring ranges:
 - Kyu belt juniors: 6-7 (average 6.5)
 - Kyu belt adults range: 7-8 (average 7.5)
 - Black belt (*yudansha*) range: 8-9 (average 8.5)

CENTRE REFEREE TRAINING SECTION

2. Make sure the “on deck” competitor is in the proper spot. See diagram “Kata – Ring Layout”.
3. Help the younger students when needed.
4. Judge fairly and without favouritism.
5. Centre Referee will repeat the kata name back to the competitor (for confirmation).
6. During the kata performance, ensure scorecards are held in one hand (left or right) resting on the thigh. Judges need to sit upright in their chair (not slouching) with feet flat on the floor.
7. Wait until the competitor has completed the kata before moving scorecards.
8. Move the scorecards to the centre of the chest with both hands on the scorecards to signal the Centre Referee that you are ready to present. Centre Referee will only call “**Judges – Hantei**” when **ALL** judges are ready to present.
9. Centre Referee calls for “Judges - Scores Up” or “Judges - Hantei”.
10. Show scores to table without hesitation when verbally required by Centre Referee.
11. Rotate scorecards for audience observation once all scores have been recorded.
12. After rotation of scores for the audience ALL judges lower scorecards simultaneously.
13. If a case occurs where a Judge raises an incorrect score or an error occurs, the Corner Judge is to call “**Kaigi**” (meeting).
14. Judges should not be replaced during the kata event.

KUMITE

1. Ensure all required safety equipment is in place.
2. Competitors are to wait for Centre Referee acknowledgement before entering or leaving the ring.
3. Centre Referee will designate red competitor to their right. The sash will be placed before competitors bow to one another. **NOTE:** Indicate red (aka migi) competitor by name to Tableworkers.
4. Know the different flag calls positions of Corner Judges.
5. Make sure “on deck” competitors are in the proper spots. Help the younger students when needed.
6. Make sure the table people turn the scores and warnings to zero after every match.
7. Call what you see, not what you think you saw or heard.
8. If a competitor is hurt, the Centre Referee will assist them (e.g. give the competitor an appropriate amount of time to recuperate or call for first aid). The Centre Referee will instruct the other competitor to go into seiza and face away from the injured opponent. **NOTE:** Be considerate of the amount of time spent in a **kneeling seiza**. Allow competitor to stand in **natural stance** if the timeout is prolonged.
9. Indicate as per section “Centre Referee Positions”.
10. To signal a call, cross flags together in front of body. Ensure they make a clicking sound to alert the Centre Referee.

CENTRE REFEREE TRAINING SECTION

11. Know the terminology as it relates to sparring.
12. Centre Referee will declare the winner by stating “Aka or Shiro no kachi”.
13. Centre Referee will remove the red (aka) sash after competitors bow to one another, but before they begin their exit. Always ensure competitors bow before exiting the ring.
14. At end of kumite event the Centre Referee will place the red (aka) sash on the scorekeeper table.

CENTRE REFEREE – SPECIFICS FOR KUMITE

1. Know the different flag call positions.
2. Be clear on legal points/illegal techniques.
3. Knowledge of legal and illegal techniques.
4. Clear understanding of terminology, hand calls, Table Worker and Corner Judge sections of this manual.
5. Make sure safety equipment is in place.
6. Ring Control — the safety of the competitors is priority.
7. Centre Referee is the only one who can order the stoppage of time. A Corner Judge may remind or request permission from the Centre Referee to stop time if Centre Referee is occupied or distracted.

KUMITE PROTOCOL

1. **DISQUALIFICATION:** large circle-red or white-high at 45 degrees above head.
2. **WARNINGS:** small circle-red or white-low at 45 degrees towards floor.
3. When Centre Referee stops the match (“**yame**”), flags are crossed at the chest. When the Centre Referee calls for indication (“**Judges – hantei**”), point flag indicating decision. The other stays at the chest position (does not move).
4. If a double-call is required (**one for each opponent**) they must be clearly indicated simultaneously. The only double-call not allowed are points (ippon) for both competitors.
5. Point indication red or white flag straight out to side.
6. A “No Call” is indicated by holding the flags in a crossed position on the chest.
7. **TO INDICATE A WARNING** the Corner Judge shall do so by holding the appropriate flag towards the floor at arm’s length while clearly rotating the flag in a circular motion.
8. **TO INDICATE A DISQUALIFICATION** the Corner Judge shall do so by holding the appropriate flag at arm’s length above shoulder height while clearly rotating the flag in a circular motion.
9. Corner Judge shall indicate a competitor is out of the ring by pointing their flag towards the floor. Do not tap the floor. Tapping the floor gives an advantage to a competitor which is not fair.
10. Should clarification be needed on any call by the Centre Referee, the Centre Referee will stop time and proceed with clarification (e.g. ask Corner Judge(s) or call meeting “**kaigi**”).



Centre Referee is to communicate to competitors reason for warning, official and unofficial. Communication will be given as information only. communication is to not give an advantage to any competitor.

PROTOCOL - END OF EVENT

1. Judges will stand and bow upon centre command (Rei) and proceed to line-up as at the start of competition.
2. Centre Referee will call competitors to line-up to receive awards.
3. When vacating the ring at division's end, Centre Referee places ribbon on table and Corner/Centre Judges place scorecards and flags on chairs.
4. All judges will exit the ring completely.



ENTER
"HAIRU"

Centre Referee to acknowledge when competitors are to enter for kumite should be the same – nod, command hairu (to enter).

TO START POSITIONS
"ICHI"



RED - RIGHT SIDE
"AKA"

**State "aka" competitor's
name to Timekeepers**



**NATURAL STANCE –
“HACHIJI DACHI”
POSITION – “ICHI”**

**ASSUME ATTENTION
STANCE – “KIOTSUKE”**

**ATTENTION STANCE –
“MUSUBI DACHI”**

BOW – “REI”



**CHECK JUDGES AND
TABLE WORKERS
DISTANCE**



**READY
"JUNBI"**



BEGIN
"HAJIME"

STOP
"YAME"

CONTINUE
"HAJIME"



CONTINUE
"HAJIME"

Hand pulls back



JUDGES - CALL
"JUDGES - HANTEI"

Referee call for judge's decision. This is the neutral position for Centre Referee *before* "Judges - Hantei"



**DISQUALIFICATION -
WHITE/RED
"SHIRO/AKA HANSOKU
MAKE"**

**Large circular motion with
hand above head to be used
for Centre Referee call
during "Hantei"**

**WARNING -
WHITE/RED
"CHUI - SHIRO/AKA"**

**Large circular motion with
hand below waist
to be used for
Centre Referee
call during "Judges - Hantei"**



**NO POINT
(START POSITION)**

“TORANAI”

**Hands wave downward
to side**



**NO POINT
(END POSITION)**

“TORANAI”

**Hands wave downward
to side**



**NO POINT (FULL
MOTION - SIMULATED)
"TORANAI"**

**Hands wave downward
to side**

**OFFICIAL
ANNOUNCEMENT OF
WARNING**

**EXCESSIVE CONTACT -
"HOUGAI SESSHOKU"**

**ILLEGAL CONTACT -
"FUHO SESSHOKU"**

**POOR CONDUCT -
"KAWAISOU FURUMAI"**

**DISQUALIFICATION -
"HANSOKU MAKE"**

Palm facing down



**POINTS
WHITE/RED
1, 2, 3**

**“SHIRO/AKA IPPON”
ICHI, NI, SAN**

**INDICATE 3 POINTS
(END OF MATCH
BEFORE BOW)**

**“SHIRO/AKA
IPPON SAN”**

Palm facing sideways



**INDICATE WINNER
WHITE OR RED
“SHIRO/AKA
NO KACHI”**



**EXIT
(START POSITION)
"DEGUCHI"**

**Hands part to guide
competitors out of ring**

**EXIT
(END POSITION)
"DEGUCHI"**

**Hands part to guide
competitors out of ring**





ADJUDICATOR SECTION

ADJUDICATOR

1. Criteria for Adjudicator:
 - a. Must be familiar with Table Work/Scorekeeping, Corner Judging, Centre Referee and the terminology, flag calls and hand signals.
 - b. To have access to an up-to-date list of trained people in the region plus an up-to-date provincial list.
2. Tournament host appoints the Adjudicators.

PAPERWORK

Tournament host has the authorization to use whichever draw sheets they wish. The format of the tournament should be communicated to competitors prior to the tournament (preferably in the advertisements).

To start names are entered on the lines and the matches are numbered. After each match the person's name is moved to the appropriate line — winners toward outside of the page.

SUGGESTION ONE

Have two binders collated with blank copies of all the draw sheets and tournament organizers will rotate from table to table and give scorekeepers appropriate draw sheet for that division. Scorekeepers fill out names.

SUGGESTION TWO

Have a binder at each table with blank copies of all the draw sheets and scorekeepers choose appropriate sheet for number of competitors and fill in names.

SUPPORTING DOCUMENTATION

The following supporting documents are used as reference in the SWKKF Judging Certification Manual:

- SWKKF Policy #3 – Dojo Etiquette Manual
- SWKKF Policy #4 – SWKKF Tournament Rules and Regulations
- Judging Training Refresher Course Outline: Guidelines Phase 1

NOTES

Lined area for notes with horizontal lines.